

Slotted Body Rivnut®

Rivnut® PN-Plusnut™



Blind rivet nuts and tools for high pull-out resistance in plastics and thin sheet metals.

BÖLLHOFF

Rivnut® PN-Plusnut® for maximum pull-out strength.

The Rivnut® PN-Plusnut® is designed to be installed into thin sheet metal, tubing or plastics where high pull out strength is required. The slotted body design spreads into 4 “legs” on the backside of the parent material covering a wide surface and assuring maximum pull out strength. Other design advantages of the Rivnut® PN-Plusnut® include:

- Wide grip range for variable thickness materials.
- Wide grip range for part consolidation.
- Soft installation forces to avoid fracturing in soft or brittle materials.
- Available in steel, aluminum and stainless.
- Available in 6-32 to 3/8-16 and M4 to M10 thread sizes.



Rivnut® PN- Plusnut® Pre-Bulbed

The Rivnut® PN-Plusnut® Pre-Bulbed version provides all of the features and benefits of the standard version. But since it is slightly expanded, it can be installed by applying torque to the fastener with a pneumatic torque style tool. It can also be installed with a simple, low cost hand wrench type tool that can be packaged with the Rivnut® PN-Plusnut® Pre-Bulbed for consumer installation.



Impressive pull-out strength.

The following chart provides comparative pull-out strength data between standard Rivnut® type fasteners and the Rivnut® PN-Plusnut® in the various materials shown above.

Fastener Type	.030 0.76mm Steel	.115 2.92mm Vinyl Extrusion	.248 6.29mm Pultruded Plastic	.120 3.04mm Rotomold Plastic	.065 1.65mm SMC Plastic	.185 4.69mm Blowmold Plastic
Rivnut®	480 lbs 2.13 kN	220 lbs .9 kN	1,520 lbs 6.76 kN	25 lbs .1 kN	140 lbs .6 kN	340 lbs 1.25 kN
Rivnut® PN-Plusnut®	1215 lbs 5.40 kN	620 lbs 2.75 kN	1,890 lbs 8.40 kN	165 lbs .7 kN	365 lbs 1.62 kN	725 lbs 3.22 kN

Note: Pull out tests were performed with a 2.50" (65mm) round hold down plate. Bollhoff suggests actual application testing to determine exact pull out strength performance.

Custom-designed installation tools.



C302 Pneumatic Tool

The C302 has been designed to install the full range of Rivnut® PN-Plusnut® fasteners. For single thickness materials the stroke of the tool can be set to a specific distance to install the fastener (**spin pull to stroke mode**). For multiple thickness applications or variable thickness materials the stroke of the tool can be maximized and the air pressure being supplied to the tool adjusted so that the tool will install the fastener anywhere within its grip range (**spin pull to pressure mode**). This dual capability makes the C302 a truly versatile tool.

- Installs 15 to 20 pieces per minute
- Weight: 6.1 lbs. (2.8kg)
- Max stroke: .500 (12,7mm)
- Max pull force: 6000 lbs (26.7kN)



C350 Pneumatic Tool

The C350 tool has been designed to install the Rivnut® PN-Plusnut® Pre-Bulbed fasteners using torque in single, variable or multiple thickness materials. Please see the chart on the back page of this brochure for proper tool RPM selection.

- Tool weight: 2.8 lbs. (1.3kg)

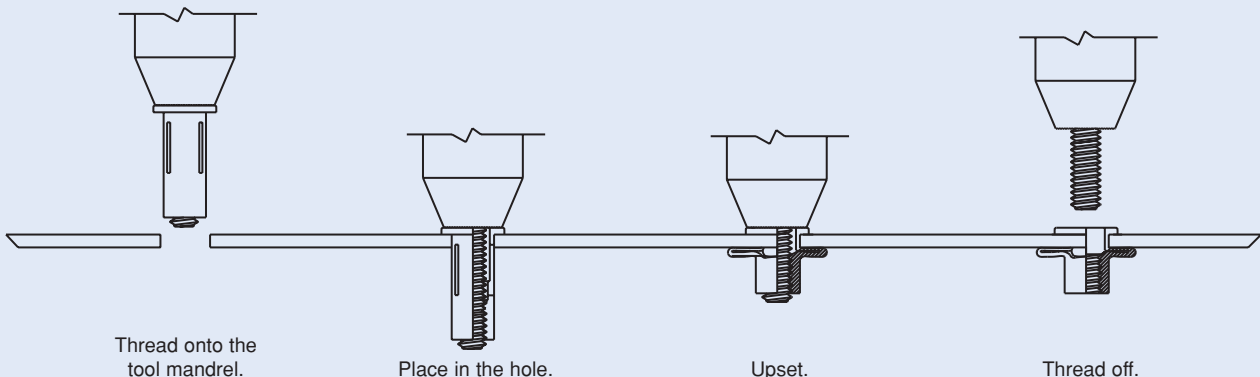
Note: Installing the Rivnut® PN-Plusnut® Pre-Bulbed fastener with the C350 torque type tool requires specific application testing as the parent material thickness, density, and hole size will have an effect on the grip range of the fastener.



C200 Expendable Hand Tool

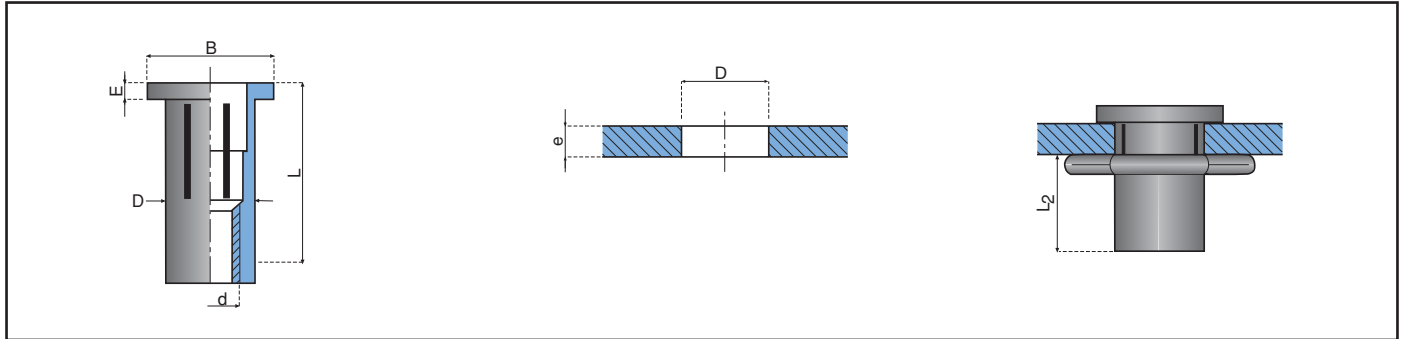
The C200 expendable hand tool has been designed to install the Rivnut® PN-Plusnut® Pre-Bulbed fasteners using torque applied with a wrench into single, variable or multiple thickness materials. Package this tool with fasteners to create a convenient kit for your customers.

Installs in four simple steps.



Rivnut® PN – Plusnut® Specifications

The Rivnut® PN – Plusnut® has been designed to provide the ultimate pull out strength in thin sheet metals and plastic. Its slotted body splits into four legs providing a wide load-bearing surface on the backside of the parent material. The Rivnut® PN – Plusnut® also features the widest grip range of any blind threaded nut. A grip ID mark is included on the head of the fastener for easy grip range identification.



Class 2B or Metric Class 6H threads

Steel C1010-1008

Cadmium plating per QQ-P-416-or zinc with yellow dichromate per ASTM B633 FE/Zn 8 TYII

ALL DIMENSIONS SHOWN IN INCHES

d	e	H		D	E	B	L	L ₂	Grip ID Mark	Product Code
Thread Size	Grip Range	Min.	Max.	Body Diameter Max.	Head Height Ref.	Head Diameter Ref.	Overall Length Ref.	Installed Length Ref.		
6-32	0.020-0.150	0.209	0.214	0.208	0.032	0.438	0.688	0.335		S6P150
6-32	0.150-0.270	0.209	0.214	0.208	0.032	0.438	0.797	0.335	1 RAD	S6P270
8-32	0.020-0.150	0.242	0.247	0.241	0.038	0.438	0.694	0.340		S8P150
8-32	0.150-0.270	0.242	0.247	0.241	0.038	0.438	0.819	0.340	1 RAD	S8P270
10-32	0.020-0.175	0.273	0.278	0.272	0.038	0.500	0.819	0.425		S10P175
10-32	0.175-0.320	0.273	0.278	0.272	0.038	0.500	0.959	0.425	1 RAD	S10P320
1/4-20	0.020-0.280	0.347	0.352	0.346	0.058	0.625	1.058	0.505		S25P280
1/4-20	0.280-0.500	0.347	0.352	0.346	0.058	0.625	1.292	0.505	1 RAD	S25P500
5/16-18	0.020-0.280	0.438	0.443	0.437	0.062	0.750	1.203	0.570		S31P280
5/16-18	0.280-0.500	0.438	0.443	0.437	0.062	0.750	1.437	0.570	1 RAD	S31P500
3/8-16	0.020-0.280	0.515	0.522	0.514	0.088	0.875	1.306	0.605		S37P280
3/8-16	0.280-0.500	0.515	0.522	0.514	0.088	0.875	1.525	0.605	1 RAD	S37P500

ALL DIMENSIONS SHOWN IN MILLIMETERS

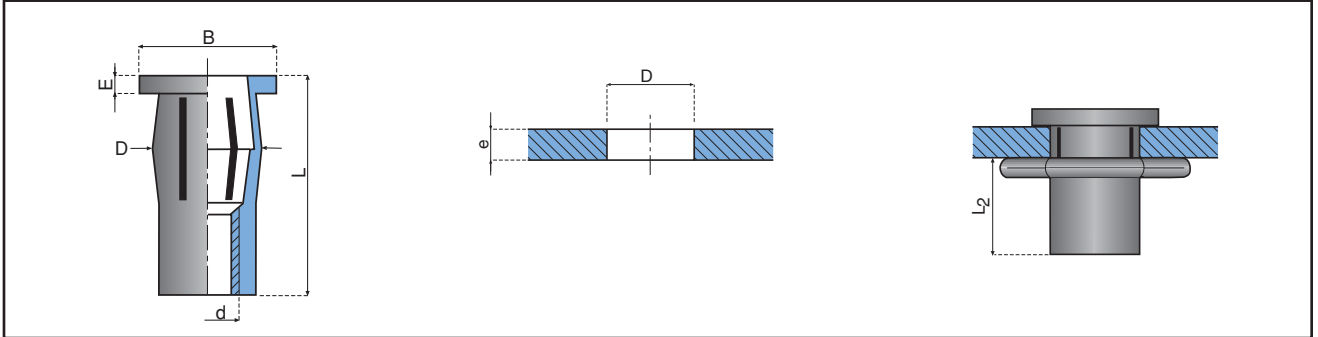
M4x0.7	0.50-3.80	6.13	6.25	6.12	0.96	11.1	17.6	8.6		SM4P3.80
M4x0.7	3.80-6.85	6.13	6.25	6.12	0.96	11.1	20.8	8.6	1 RAD	SM4P6.85
M5x0.8	0.50-4.45	7.48	7.62	7.47	0.96	12.7	22.0	9.9		SM5P4.45
M5x0.8	4.45-8.10	7.48	7.62	7.47	0.96	12.7	24.8	9.9	1 RAD	SM5P8.10
M6x1.0	0.50-7.10	8.80	8.93	8.79	1.50	15.9	26.9	12.8		SM6P7.10
M6x1.0	7.10-12.70	8.80	8.93	8.79	1.50	15.9	32.8	12.8	1 RAD	SM6P12.70
M8x1.25	0.50-7.10	11.11	11.50	11.10	1.57	19.0	30.5	14.5		SM8P7.10
M8x1.25	7.10-12.70	11.11	11.50	11.10	1.57	19.0	36.5	14.5	1 RAD	SM8P12.70
M10x1.50	0.50-7.10	13.07	13.26	13.06	2.24	22.2	33.2	15.8		SM10P7.10
M10x1.50	7.10-12.70	13.07	13.26	13.06	2.24	22.2	38.7	15.8	1 RAD	SM10P12.70

Note 1: The product on this page is made from Steel ("S" prefix in product code) with Cadmium plating. It is also available in Stainless Steel ("SS" for the prefix) or Aluminum ("A" for the prefix).

Note 2: Countersunk head, other dimensions, finishes or design variations are available upon request.

Rivnut® PN – Plusnut® Pre-Bulbed Specifications

The Rivnut® PN – Plusnut® Pre-Bulbed has been designed to be installed using torque controlled hand or power tools. A simple torque hand tool can be packaged with this fastener for customer installation. Use of the C 350 power tool allows this fastener to be installed in variable thickness plastic materials such as those produced by rotational or blow molding. A grip ID mark is included on the head of the fastener for easy grip range identification.



Class 2B or Metric Class 6H threads

Steel C1010-1008

Cadmium plating per QQ-P-416-or zinc with yellow dichromate per ASTM B633 Fe/Zn 8 TYII

ALL DIMENSIONS SHOWN IN INCHES

d	e	H		D	E	B	L	L ₂		
Thread Size	Grip Range	Hole Size Min.	Hole Size Max.	Body Diameter Max.	Head Height Ref.	Head Diameter Ref.	Overall Length Ref.	Installed Length Ref.	Grip ID Mark	Product Code
10-32	0.020-0.175	0.312	0.317	0.310	0.038	0.500	0.80	0.425		S10PB175
10-32	0.175-0.320	0.312	0.317	0.310	0.038	0.500	0.94	0.425	1 RAD	S10PB320
1/4-20	0.020-0.280	0.386	0.391	0.384	0.058	0.625	1.03	0.505		S25PB280
1/4-20	0.280-0.500	0.386	0.391	0.384	0.058	0.625	1.26	0.505	1 RAD	S25PB500
5/16-18	0.020-0.280	0.484	0.489	0.482	0.062	0.750	1.18	0.570		S31PB280
5/16-18	0.280-0.500	0.484	0.489	0.482	0.062	0.750	1.41	0.570	1 RAD	S31PB500
3/8-16	0.020-0.280	0.562	0.569	0.560	0.088	0.875	1.27	0.605		S37PB280
3/8-16	0.280-0.500	0.562	0.569	0.560	0.088	0.875	1.49	0.605	1 RAD	S37PB500

ALL DIMENSIONS SHOWN IN MILLIMETERS

M6x1.0	0.50-7.10	9.80	9.93	9.76	1.50	15.9	26.2	12.8		SM6PB7.10
M6x1.0	7.10-12.70	9.80	9.93	9.76	1.50	15.9	32.0	12.8	1 RAD	SM6PB12.70
M8x1.25	0.50-7.10	12.29	12.42	12.25	1.57	19.0	30.0	14.5		SM8PB7.10
M8x1.25	7.10-12.70	12.29	12.42	12.25	1.57	19.0	35.8	14.5	1 RAD	SM8PB12.70
M10x1.50	0.50-7.10	14.27	14.45	14.23	2.24	22.2	32.3	15.4		SM10PB7.10
M10x1.50	7.10-12.70	14.27	14.45	14.23	2.24	22.2	37.8	15.4	1 RAD	SM10PB12.70

Note 1: The product on this page is made from Steel ("S" prefix in product code) with Cadmium plating. It is also available in Stainless Steel ("SS" for the prefix) or Aluminum ("A" for the prefix).

Note 2: Other dimensions, finishes or design variations are available upon request.

Tool Selection Guide

To select the appropriate installation tool for the Rivnut® PN-Plusnut® fasteners please use the following charts.

Rivnut® PN-Plusnut®

Thread Size	C302 Tool
6-32	C302-632
8-32	C302-832
10-32	C302-1032
1/4-20	C302-2520
5/16-18	C302-3118
3/8-16	C302-3716
M4	C302-M4
M5	C302-M5
M6	C302-M6
M8	C302-M8
M10	C302-M10

Rivnut® PN-Plusnut® Pre-Bulbed

Thread Size	C350 Tool	C200 Tool
10-32	C350-2200-1032	C200-1032
1/4-20	C350-1000-2520	C200-2520
5/16-18	C350-1000-3118	C200-3118
3/8-16	C350-1000-3716	C200-3716
M6	C350-1000-M6	C200-M6
M8	C350-1000-M8	C200-M8
M10	C350-1000-M10	

Bollhoff Rivnut®, a division of Bollhoff International, is located in Kendallville, Indiana and is the inventor of the Rivnut® and Rivnut® PN-Plusnut® type fasteners and installation tools.

Bollhoff International is a fastening and assembly technology company headquartered in Bielefeld Germany with manufacturing plants in Europe, South America and North America, and sales and service warehouses in 15 countries.

Böllhoff International

Fastening and Assembly Technology

North America

Böllhoff Rivnut®, Inc., Kendallville, IN, USA
Branch – Portsmouth, NH
Böllhoff S.A. de C.V., Mexico City, Mexico

Central Europe

Böllhoff GmbH, Bielefeld with branches in Bielefeld, Braunschweig, Dormagen, Hamburg, Leipzig, Munich, Nuremberg and Stuttgart, Germany
Böllhoff Systemtechnik, Bielefeld, Germany
Böllhoff & Co., Montagetechnik, Bielefeld and Sonnewalde, Germany
German Powder Systems, Bielefeld, Germany
Böllhoff GmbH, Linz, Austria

Northern Europe

Böllhoff Fastenings Ltd., Birmingham, Great Britain

Western Europe

Böllhoff Oталu s.a., La Ravoire, Ivry, France
Böllhoff Usinec s.a., Paris, France
Böllhoff bvba/sprl, Aalst, Belgium

Southern Europe

Böllhoff s.r.l., Milan, Italy
Böllhoff s.a., Madrid, Spain

East and South Eastern Europe

Böllhoff Kft., Szekesfehervar, Hungary
Böllhoff s.r.o., Prague, Czech-Republic
Böllhoff S.R.L., Bihor, Romania
Bimex-Böllhoff Sp.zo.o., Lancut and Lipno, Poland

South America

Böllhoff Adm. e Part. Ltda., Jundiai, Brazil
Böllhoff Service Center Ltda., Sao Paulo, Brazil
Moller Böllhoff Tecnoplásticos Ltda., Jundiai and Curitiba, Brazil
Böllhoff Neumayer Industrial Ltda., Jundiai, Brazil
A. Raymond Böllhoff Ind. e Com. Ltda, Valinhos, Brazil
Böllhoff S.A. C.I.y F, Buenos Aires, Argentina

Agents and representatives throughout the world

Amtec®, Floatnut®, Plusnut®, Rivnut®, Rivstud®, Rivset®, Rivclinch®, Snaplock® and Unilock® are registered trademarks of Bollhoff Rivnut® Inc., USA

Bollhoff Rivnut® Inc.

Fastening & Assembly Technology

2705 Marion Drive
Kendallville, IN 46755
ph: 260.347.3903
fax: 260.347.9429
www.bollhoff-rivnut.com



817-923-2900

sales@technologycomponents.com
www.technologycomponents.com

